

Low-Cost "Right-Now" Actions to Reduce Road Dust

Karin Landsberg
Alaska DEC, Air Quality
April 2014

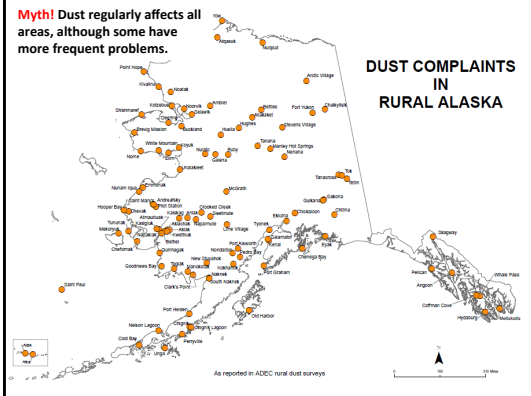


Truth or Myth?

- Mostly just villages in the interior have dust problems?
 - a. Truth
 - b. Myth

2

Myth! Dust regularly affects all areas, although some have more frequent problems.



Dust in Your Community?

- Does your community have a dust problem?
 - a. Yes
 - b. No

4

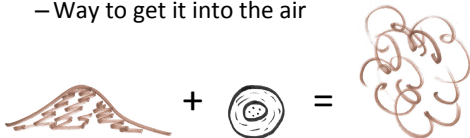
Dust Seasons?

- What time of year does your community have a dust problem?
 - a. Winter
 - b. Spring
 - c. Summer
 - d. Fall
 - e. Multiple seasons

5

Getting Dust into the Air

- Need two things
 - Source of dust
 - Way to get it into the air



6

Source and Way into the Air

- Vehicles driving on roads
- Airplanes taking off from runways
- Wind over bare ground

7

Truth or Myth?

- The main way to reduce dust in rural communities is to apply palliatives
 - a. Truth
 - b. Myth

8

Reducing Dust

- Myth!
- You only need to address one of the two “dust ingredients”
 - Source (dusty road)
 - Way into the air (traffic)

9

Reduce the Wheels on the Road

- For short trips, walk or bike instead of driving
 - No driving = even if the road is dusty, there is not a way to get dust into the air
 - Additional benefits: exercise and saving money on fuel
- Unhitch unneeded trailers
- Carpool (ATV-pool?) – share a ride
- Only drive when you need to – eliminate “joy-riding”

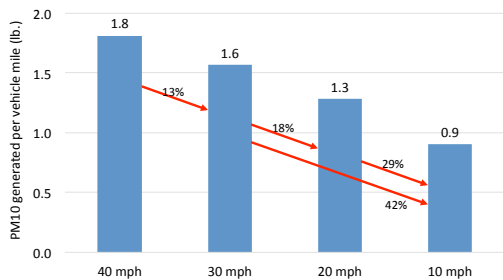
10

When You Drive, Slow Down

- Some times you just need to drive...
- Slowing down is a very effective way to reduce dust
 - Especially effective for ATVs – their knobby tires kick up more dust than car or truck tires
- The effects are immediate!

11

Road Dust Varies with Speed



12

Behavior Change

- Both slowing down and walking/biking instead of driving require individuals to make new choices
 - We all know changing behavior is often hard




Do your part. Don't make dust and stay away from dusty areas.

13

Community Education

- Use community education to inform residents
 - Share why these choices are important
 - Explain the health effects of dust and how slowing down reduces dust



Too much dust can make me sick.

14


Motivation and Barriers

- Discuss motivations for driving at different speeds
 - Why do folks drive at the speed they currently do?
 - Do they want to drive slower? Why or why not?
 - What's their motivation to make a change?
 - What are the barriers to making a change?
 - How can those barriers be overcome?

15

Changing Community Norms

- What's the norm in your community?
- Talk to residents about why alternatives may be difficult and what the community can do to overcome the difficulties.
- Use peer pressure



I don't want to eat your dust! 16

Reinforce New Choices

- Establish and enforce a speed limit
- Post an electronic speed sign so people get immediate feedback
- Engage young people
 - Have youth stand by the edge of the road with a radar gun and clock how fast people are driving
 - Provide this information back to the drivers



Please Mom, go slow so we don't make dust for other people. 17

Assistance?

- What assistance would you find helpful to implement "right now" actions to reduce dust?
 - a. Prepared slide presentation to share with community
 - b. Handouts explaining relationship between speed and dust
 - c. Community activities (for example, tool box with radar gun to borrow for a month or two)
 - d. More than one of the above

18

Reduce Road Dust “Right Now”

- Walk or bike instead of driving
 - Slow down
-
- Right now
 - Educate community members
 - Health effects of dust
 - Big impact of slowing down or not driving
 - Talk to them about making different choices
 - Implement and enforce a speed limit

19

Thank you

Karin Landsberg
Non-Point Section Manager
Air Quality Division
Department of Environmental Conservation
907-269-4913
karin.landsberg@alaska.gov

20
