





So, if grant writing is NOT about the money, what is it about?

So, if grant writing is NOT about the money, what is it about?

What most funders DO want to fund:

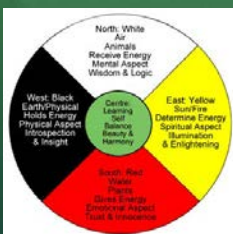
- #1 -- Projects that mesh with their own missions
- #2 -- Projects that involve other financial collaborators
- #3 -- Projects with measurable outcomes
- #4 -- Adequate personnel to get the project done
- #5 -- Projects that are sustainable

BUILDING CAPACITY: How to Get Started

1. Bring together the right people
2. Gather information & identify issues
3. Find solutions
4. Draft Tribal Safety Plan
5. Find funding as needed
6. Act on the Tribal Safety Plan & write support grants
7. Evaluate & make changes if needed



BUILDING CAPACITY: Potential TSP/Grant Development Partners



- Tribal Transportation Staff
 - BIA
- BIE, Public & Tribal Schools & Youth
- TTAP (Tribal Technical Assistance Program)
- IHS + Other Health & Wellness Reps

BUILDING CAPACITY:
Potential TSP/Grant Development Partners



- Tribal and BIA Police
- Emergency Service Providers
 - Tribal Planners
- Tribal Economic & Community Development Staff
- Tribal Environmental Reps
 - Tribal Council

The 5 Es

Education Pedestrian & bike safety/skills curricula & activities for children, parents & community members

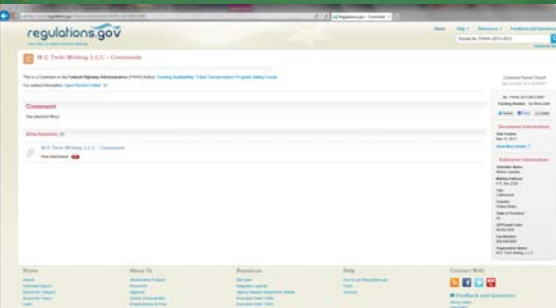
Encouragement Fun, educational & motivational activities to promote walking & biking

Enforcement Changes unsafe behaviors to help children, parents & drivers follow traffic rules & become aware of pedestrians & bicyclists

Engineering Infrastructure improvements to the built environment around the school to improve safety

Evaluation Ongoing information gathering to assess and/or improve SRTS program design

BUILDING CAPACITY:
Example:
 TRIBAL TRANSPORTATION SAFETY FUNDS NOFA



Grant Implementation Strategies
Agenda ideas for hosting an initial Grant Implementation Meeting:

- Prepare a formal agenda and provide food/ snacks;
- Invite your grant team members and project partners;
- Review the grant goals & objectives (it will have been a while since you submitted the grant); and
- Develop a Time & Task Analysis Table that summarizes required tasks with start/end dates and team member assignments;

Grant Implementation Strategies
Agenda ideas for hosting an initial Grant Implementation Meeting:

- Check out funding source implementation documents on their web site or via their training, and download those that fit your project type;
- Make a plan for the completion of evaluation activities, forms and reports;
- Make a plan for researching sustainability grants; and
- Identify a fun, motivational encouragement activity that the grant team can plan as a way to bond the team and kick off the grant process.


Be Careful NOT to:

- Forget to proofread your grant draft.
- Think you have to be a GREAT WRITER to write successful grants.
 - Forget the small details; check & recheck the grant requirements.
- Have your grant "circular-filed", because you left something out. Use the CHECKLIST!!!


Be Careful NOT to:

Think that because you haven't written a grant before, it's too hard.

Wait until the last minute to start. Can't stress this enough... Try to start at least **TWO MONTHS** in advance! It's a marathon, NOT a sprint!



The image shows a page titled 'APPENDIX TABLE OF CONTENTS' with a circular logo at the top. The page contains a table of contents with various sections and page numbers. The text is mirrored and difficult to read due to the image's orientation and low resolution.



"Never be afraid to try something new. Remember that a lone amateur built the Ark. A large group of professionals built the Titanic." -- Dave Barry

We're Here to Help!

Ms. Michia Casebier, President
M.G. Tech-Writing, L.L.C.
Office Phone/Cellular: 928.369.8241
Fax: 928.639.2286
mqtecwtg@gmail.com



The logo features the letters 'MG' in a stylized blue font with horizontal lines extending from the 'G', and the text 'Tech-Writing' below it.
